

Department of Pediatrics  
Division of Pediatric Oncology  
All India Institute of Medical Sciences, New Delhi

↓ *meso & Prashant Prabhatkar*

38



शरीरमाद्यं खलु घर्मसाधनम्

LH1001230707 106140250



PAREEPAREE

### Patient Note Book

Name : *Paree* .....

UHID : *106140250* .....

Diagnosis : *B/LRB*   
 *(R) GPE*   
 *(L) GPC* .....

166

आपातकालीन (विभाग)



(DEPT. OF EMERGENCY MEDICINE)

UNID No: 106140250

आपातकालीन सेवा (Emergency No: 202401000000027)

दिनांक DATE: 04/01/2023

समय TIME: 04:37:53 PM

NON-MLC

MR. NAME: MISS PAREE PAREE आयु: 11 months 8 days लिंग: F

DOB: 26/12/2011

MR. ADDRESS: गरीब मंडल (H.NO) HARIKAPUR, HAKARPUR गली: महुला STREET (MOH) ACPH A BAREILLY  
 शहर (CITY/BLOCK) पिन (PIN)  
 राज्य (STATE) UTTAR PRADESH दूरभाष सं. (PHONE NO) 8126377364  
 मोबाइल नं. (MOBILE NO) 8126377764 स्थान (Location) Paediatrics Emergency  
 रिपोर्ट किया (By) Relation: FATHER Criticality: Red (Yellow) Green

Triage: Responsive / Unresponsive HR (min) BP (mmHg) RR (/min) SpO2 (%)

Shifted to Paediatric Main New Emergency

Presenting Complaint: a clo Ble. Rheioblastoma (↓peds also flu)  
 - clo fever since yesterday 100.5°F today fever upto 103°F. clo cough & colds  
 clo vomiting & 3 times diarrhoea. no clo abd. pain, loose stools.

Primary Assessment (ABCDE) Assessment Pentagon

Low albumin temp  
 26/12/22

<b>Airway</b> Open & stable (Yes/No) If No _____ <b>Breathing</b> RR 64/min Efforts Normal/Poor/increased Auscultation Air entry: <u>Equal air every @</u> Normal/poor/Differential Added sounds: <u>no added sounds</u> Fine Stridor/Wheeze/Crackles SpO2 on Room air: <u>96% m</u> <u>room air</u>	<b>Circulation</b> HR: <u>108/min</u> CFT: <u>seconds</u> BP: <u>normo</u> Peripheral pulse: Poor (Good) Central pulse: Poor (Good) Skin temperature: Warm/cool Others	<b>Disability</b> GCS: <u>5/15</u> Pupil size: <u>BCR 4+</u> Pupillary Reactions: _____ <b>Motor activity</b> Normal & Symmetrical/Asymmetrical Posturing/Flaccidity/Seizure Blood Sugar: _____mg/dl Exposure: Temp: _____ Colour: Normal/pallor/cyanosis/mottled Any other skin lesions: _____
--	---	--

Diagnosis: dry: Ble & rheioblastoma / Last illness on 26/12/22 / febrile neutropenia.

Todo  
 WBC  
 CBC  
 Abnormalities  
 CRP

Ans:  
 dry. fever & cough start  
 Peds also as informed  
 Please to CBC for Antibiotics.

1. Singh  
2. Pande



SMOKING IS PROHIBITED IN HOSPITAL PREMISES

DPR 6



कार्डनं नं. / O.P.D. Regd. No.

उम्र Age	पता Address
	7717 61

उपचार / Treatment

Post C #4 HDCEV

Toxicity

- ① Grade IV TLP (4000)
- ② FN
- ③ Grade - II Anemia

Adv

- 20SPN + Teicoplanin to continue
- Tranque 40 RSP
- To remain in US Dry Care everyday evening

- near OAD 12/11/20

1/1/20  
 2/2/20

CBC →

श्री अर्यताल / A.I.I.M.S. HOSPITAL

21/11/2020

Post 4# HDCEV

- Planned for PE enucleation (buphthalmos)
- left eye - near total regression

→ <sup>adv</sup> Plan for C#5 after enucleation  
 → next OPD - 28/11/2020

CBC  
 LFT  
 UFT ] (27)

Prophylaxis for infection

Next OPD - 4/12/20  
 Enucleated on 24/11/2020 → O/S on 28/11/2020  
 Go for C#5 HDCEV from 06/12/2020

05/12/2020

CBC  
 LFT  
 UFT ] (N)

Prechemotherapy

Inj Emeset  
 Inj Dexam ] 2mg IV stat

Chemotherapy

- Inj. Vincristine - 0.4mg IV slow push stat (D1)
- Inj Carboplatin - 250mg / 100ml NS over 1 hour (D1)
- Inj Etoposide - 85mg / 20ml NS over 2 hours

↳ (D1), (D2)  
~~21/12~~ 6/12

Post chemo

- Inj 164 GCSF - 0.08ml stat on Day 3
- Inj Emeset - 5mg TDS
- Tab Dexam (4) - 1/2 — 1/2 ] x 5 days

CBC on - 13/12, 15/12, 18/12

17  
 CBC  
 LFT  
 UFT

Number 3 Date 4/10/22

Page 2

Gender Female/f

Weight: ..... Height: ..... BSA: .....

Baseline investigations:

Hb: 8.7 TLC: 5630 ANC: 1440 Plt: 5.29 lakh

Urea/ Creat: 8/0.2 Bil: 0.17 AST: 67 ALT: 41

Drugs	Dose given	Day
VCR (0.025mg/kg)	0.4mg	D1
Carboplatin (28 mg/kg/day)	200mg/100ml NS	D1
Etoposide (12mg/kg/day)	85mg/200ml NS	D1/D2

- Inj . PEG -GCSF (@100 mcg/kg) on Day 3 -

Date - 6/10/22

given -

*[Handwritten signature]*  
 (signature JR)

Note

- Cycles repeated every 3 weeks

Chemotherapy: checked by .....

(Signature SR)

Administered by .....

(Signature JR)

Next visit.....



Next CBC/LFT/KFT on (Day 7-10 of chemotherapy) -

10/10     12/10  
 ↓             ↓  
 CBC            CBC  
 LFT  
 LFT

7B Dietition

wt - 8kg  
Hb - 7.2  
WBC - 15.9  
(WBC Normal)

Cement intake is 10% of EAR  
Recommended intake - 750ml  
and 22g P  
Diet Plan given

26/12/22

40 ml RB.

↓

(A) Emulation → after 4 cycles.

(B) Group c.

last chemo → 7/12/22

CBC → Fr 6  $\xrightarrow{9550.}$  3.71 lakhs  
24/12/22 WBC → 4950.

24/12/22 BU → 12; Cr → 0.3; UA → 2.8; Ca → 10.5; P → 5.8  
Na → 141; K → 4.9; Bil (T) → 0.49; BT → 52; ALT → 4P.

AD → 210 ;

WBC 119.

cycle - 6

prechemo:

inj. Emucet 2mg  
inj. Dexam 2mg | slow iv push

chemo:

→ INJ VINORELBINE 0.4mg v/low iv push 30 min  
→ INJ CARBOPLATIN 200mg / 100ml NS iv over 1hr  
→ INJ ETOPOSIDE 19.5mg / 200ml NS iv over 30 min

# Diagnostic Work UP & Risk Stratification

Baseline EUA (5/8/22).

(R) max touching lens gpE.

(L) group C.

NRC (22/8)

B/L RB, (R) touching lens

No involvement of sclera or O.N.

HPE (25/11/22) → (R) Enucleation after 4 cycles HDCEV.

↓

poorly differentiated RB; tumor infiltrating  
prelamina ON head; resected margin → free; rest → unil  
(no ITAF)

NO VACCINATION TO BE GIVEN for 1 YEAR  
(NOT even OPV).

Name of treatment protocol

HDCEV

Dr Prashant thesis

Application Number  
Date  
CSC  
[Barcode]

[Barcode]

To: Telling

CSC → 27  
(14/11)

Adv  
→ vent o/c - 21/11/2022  
- need to brush up on stomach & 4/11  
make (Plan to stop  
ble and start)

(17/11/22) 27  
CSC

Application Number  
Date  
CSC  
[Barcode]

11 819

Adv  
- Buy Vincristine - 0.5mg IV once  
- Buy Topotecan - 2mg IV x 5 days } ②

Buy Gemzar - 2500mg IV  
② 0.5mg - 1/4 - 1/4 - 1/4

1  
Keshu  
Subramaniam



4/1/23

C/S) S.R. Ped. Onco  
C/O - R.B  
past 6# HD CEV  
(on 28/12)

P/C - fever x 1 d  
- cough  
- running nose } x 2-3 d

O/E - PR - 154/min  
RR - 62/min  
febrile  
chest - B/L NVBS

Adv: - inj Zosyn 800mg IV  
          q 8 hly  
          - inj Amika 120 mg IV  
                          q 24 hly  
          - review after CBC  
                  & CXR

→

CBC  
7.7)  $\frac{2060}{46000}$   
ANC-60

- To take antibiotics from Gautam Nagar (antibiotic basis)
- Symp Emeset (5ml/2hr) 3ml TDS x 3d.
- Symp cefixim (5/5) 2.5ml po BD x 5d.
- Symp PCN (5/100) 3ml
- Dange sign explanation

Doctor on Duty  
Emergency Services  
108

4/12 Dr. Adhikari (P-400)

40 Retinoblastoma

Planned for enucleation under GA

no medical complaints

no fever, coughing, chest pain / loose stool /  
diarrhea

O/E - Active, comfortable, no pallor / lymphadenopathy

HR - 108/min, RR 22/min, CRT 2s, warm

Chd B/L clear

CVS - S<sub>1</sub> S<sub>2</sub> (a), no murmurs

Abd - soft, no organomegaly

### Advice

1. No contraindications to surgery & GA  
from pediatrician side

1. Follow PAC orders as advised by Anesthetist team

S  
on Surgery

11/22

5150 / 1.962

N2E6L60

60 M12

www.mca.gov.in  
MCA 21  
Dept. No. 2022/POC/281  
Circ. No. 2022/POC/281

www.mca.gov.in

व्यक्तिगत प्रमाण  
पत्र

14  
Unit  
POC  
Queue No: F20  
08/01/2023

197124241-0  
201728841-0281

444 HARDASPUR CHAKARPUR AONLA  
BAREILLY UTTAR PRADESH INDIA



Mobile: 026377764 Follow Up: 08/01/2023 Reporting: 1:30 PM

N/O 30/1/23

cbc

www.mca.gov.in  
MCA 21  
Dept. No. 2022/POC/281  
Circ. No. 2022/POC/281

www.mca.gov.in

व्यक्तिगत प्रमाण  
पत्र

14  
Unit  
POC  
Queue No: F38  
08/01/2023

197124241-0  
201728841-0281

444 HARDASPUR CHAKARPUR AONLA  
BAREILLY UTTAR PRADESH INDIA



Mobile: 026377764 Follow Up: 08/01/2023 Reporting: 1:30 PM

—

**PAEDIATRIC EMERGENCY**  
**ALL INDIA INSTITUTE OF MEDICAL SCIENCES**  
**ANSARI NAGAR, NEW DELHI-110029**

PATIENT'S NAME

AGE/SEX:

UHID:

BLOOD GROUP:

WEIGHT:

UNIT:

BED NO.:

DIAGNOSIS:

**TREATMENT CHART**

S NO	DOCTOR'S NAME TIME	MEDICATIONS (DOSE, ROUTE AND FREQUENCY)	DOSE (mg/kg/l)	DATE:		DATE:	
				TIME	NURSING OFFICER'S NAME	TIME	NURSING OFFICER'S NAME
	Dr. Shilpa	inj Zosyn IV TDS	800 mg	7:30 PM			
		inj Amika IV OB	120 mg	7:30 PM			
		inj PCM IV stat	100 mg	7:30 PM			

Please Inform to Nursing Officers after writing each new medication.

	RIGHT EYE	LEFT EYE
Visual Acuity Cardiff/Snellen/ Preferential looking	RE ? Follows light O/E eye couldn't be examined.	
Refraction UCVA BCVA	-	-
IOP	digitally ↑	dig (N)
Anterior segment Clinical Picture SLE	cloudy cornea, AC shallow.	cornea clear, AC formed, leucokona ⊕
Posterior segment I/O	leucokona ⊕	leucokona ⊕
Color Picture OPTOS/ Montage		
Retcam		



24/11/2022

- ① RB
- ② primary lens dislocation
- ③ no involvement of retina
- ④ 4pc RB

24/11/2022

- ① large mass lesion
- ② small lesion

RB (retinoblastoma)

cutting @ 50um (biomicroscopy)

25/11/2022 : HPC Report

① Enucleated eyeball.

Poorly differentiated RB. Right side (LTD 10mm)

tumor infiltrating ONHod. (Perikyma).

Rest of ocular structures including iris, CB, choroid & RSCG

margin of ON all free of tumor

ALL PTINOMO.

Had biopsy of eyelid  
margin

Appx. 1 mm

o box date

Prof. Mithal

7/11/2023

13/1/2023

10A

5th floor r DT

6:00h: 2 PM

NPO

Wg: 6 AM



① Akin silicone implant

Date: 5/1/2024

FOR STUDYING

Unit 6 by Dr. ...

ASOCT Central diam



Ant. segment

Depth of anterior chamber

PSOCT/OCTA

Horizontal thickness

Central corneal opacity

260 myopia

Retinopathy

Nov 1

FAF/FFA

More leaking lens

Group E RB

Group C RB

10P

26mmHg

ICGA

USG for PVE

Intra-ocular mass, calcification, leakage

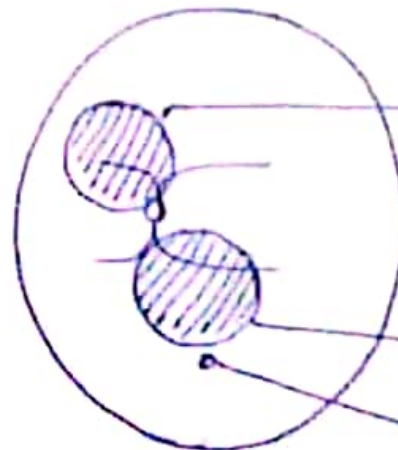
USG

Apical Height

Basal Diameter

Funulus

UBM



USG size

6.9 x 3.3mm

Size 4.1 x 4.6mm

and < 3mm from tumor

(R) Mastomatomy (GPE)

(L) 9

दिनांक - Date

विभाग - Department Treatment

Abp - Abnormality

14

USG size (6.4 x 3.3 cm)

(R) USG -  
Intraocular  
mass with  
Calcification  
touching lens.

USG size  
(4.1 x 4.6 mm)

seed (3mm away  
from tumor)

Ans (A2) - EIO Myxoid TDS X 5 days.

NRC on Monday  
Wed 1A, 8/11am

Peds oncology - Old R.A.R. of  
Room No. 7/10

- Dr Ruchan Sethi / Dr Prashant

Dr Adhya

~~for systemic chemotherapy~~

नेत्र ईश्वरीय सर्वश्रेष्ठ उपहार है जिनका मनुष्य जीवन में दान करना परमश्रेष्ठ है।

इनकी पूर्ण रक्षा कीजिए ताकि ये आपकी रक्षा कर सकें।

Eyes are God's most precious gift to man kind and eye donation is the most noble deed.

Take full care of them so that they can take care of you.

*Handwritten signature*



Date 8/8/2022 & 14/8/2022

Diagnosis: (R) Group I RB : (L) Group I RB

CT HOVEE

23/8/2022

14/9/2022

4/10/2022

3 cycles

28/10/2022 EVA (2nd)

Management:



Normal Ovary



Normal Follicular Development

↓

Histopathology findings: At least 2 more cycles of CT - HOVEE

30/10/2022 - HOVEE done - 1 cycle

↓

25/11/2022 : (R) Craniotomy + 1<sup>st</sup> Implant JGR by

DR N Lomi

Implant size: 18mm (Silicon)

ON JTemp: 15mm

(L) EVA



Both Regressed Cataplectic Lesions

↓

6/12/22 1 more cycle CT done

# Artificial Eye Centre

ORDER BOOK



911122778  
911122779  
911122778

(A Custom Made Artificial Eyes)

- Cosmetic Eye Shell
- Contact Lenses
- Cosmetic Lenses
- Crutch Glasses
- Orbital Prosthesis
- Low Vision Aids Services
- Cosmetic Restoration
- Haring Aids

Timing : 9.00 A.M. to 7.00 P.M.

नजर व धूप के चश्में बनाये जाते है  
कान की मशीन मिलती है  
आँख के ऑपरेशन में प्रयुक्त सभी सामान उपलब्ध हैं।

Optom Jawed Alam

REGD OPTICIAN  
L.S. General Optician  
110011, New Delhi (Delhi)

आने से पहले एक बार फोन करके

नोट : AIIMS डॉक्टर द्वारा आँखों की जाँच की जाती हैं।

Shop No. 12, AIIMS, Gate No. 1, Near Metro Station, Gate No. 2, Sub Way Market, New Delhi - 29  
Plot No. 7, First Floor, Fruit Market, Gautam Budh Nagar Road, Yusuf Sarai, New Delhi-110049

Email : aliopticalsaiims@gmail.com www.aliartificialeye.com

No. 1288

Ref. By: AIIMS Order Date 18/01/23

Patient Name: parvee Delivery Date 25/01/23


Add: Mobile No. 812637

	SPH	CYL.	AXIS	VISION.	HPD
RE	Artificial Eye				EC
LE	Churn Eye				EC

R E Add Near : L E Add Near :

Frame Lens Contact Lens Other Items

Total Amount	17000/-
Advance	
Balance	



ब० रो० वि० कार्ड  
O.P.D. Card

डॉ० राजेन्द्र प्रसाद नेत्र विज्ञान केन्द्र,  
आ० भा० आयु० सं०, नई दिल्ली - ११००२९  
Dr. Rajendra Prasad Centre for Ophthalmic Sciences  
A.I.I.M.S., New Delhi-110029



यह अंगुल संख्या १  
को आयु हो ले सकते हैं

अनुभाग व दिन Section and Day बुधवार व शनिवार Wednesday & Saturday	VI
--	----

कमरा नंबर  
Cabin No.

यु एच आई डी संख्या  
UHID No.

आचार्य राधिका टंडन का एकक  
Prof. Radhika Tandon's Unit

रोगी का नाम Name of the patient	पुत्र/पुत्री/पत्नी S/D/W	लिंग Sex	आयु Age	पता Address
Paree.	W			

दिनांक DATE	निदान DIAGNOSIS
3/1/23	<p>उपचार Treatment</p> <p>RE Aucleos (HRF-No HRF)</p> <p>LE Regened Calafced leuon (gr)</p> <p>hat EVA :- 25/11/22.</p> <p>EVA done. ↓ Unit VI</p> <p>Chemo - ⊙ hat 15/12/22.</p> <p>EBRT ⊙</p> <p>JAC ⊙</p>

कृपया इस कार्ड को सुरक्षित रखें तथा अस्पताल में दिखाने के समय हर वक्त साथ लायें।

Kindly keep this Card safely and bring it on your follow-up visits.

१. धूपपान निषेध २. कूड़ा कर्कट केवल कूड़ाघान में ही डालें ३. बुकिये नहीं

Division of Pediatric Oncology, AIIMS New Delhi  
TREATMENT PROTOCOL FOR RETINOBLASTOMA – HDCEV Based

Under Thesis – Dr Prashant Prabhakar

(18)

Name PAREE Father's name Parshuraj Age 7m Sex Female

POC NO. .... family history .....

C/F Squint -

white eye reflex. -

diminished vision/red eye/watering of eyes. - X 2 months

Unilateral/bilateral .....

	Left Eye	Right eye
1. IOP	Group D	Group E
2. Vision	10 mHz	25 mHz
3. Group		
4. EUA findings		
Size of tumor		
Type of seeds	Focal seeds	

Baseline workup/Investigations:

1. USG -



अखिल भारतीय आयुर्विज्ञान संस्थान, नई दिल्ली  
 ALL INDIA INSTITUTE OF MEDICAL SCIENCES, NEW DELHI  
 NATIONAL CANCER INSTITUTE

UID:	106140250	Sex:	Female
Patient Name:	Miss. PAREE PAREE	Sample Received Date:	20/01/2023 12:27 PM
Age:	11 months 34 days	Department:	Paediatrics
Emp Name:	Unit I	Unit Incharge:	
Lab Name:	NCL CORE LAB	Lab Sub Centre:	
Reg Date:	01/08/2022 08:40 AM	Sample Collection Date:	20/01/2023 08:14 AM
Report Generated Date:	20/01/2023 01:48 pm	Dept / IRCH No:	20220030018612
Recommended By:	Dr. ARVIND BAGGA	Lab Reference No:	1139

Sample Details : E200123064

Report

Test Name	Result	Comment	Normal Range
<b>CBC</b>			
Hemoglobin	10.800 g/dL		• 12 - 15 g/dL
Hematocrit	32.3544 %		• 36 - 46 %
RBC Count	3.660 $10^6/\mu\text{L}$		• 3.8 - 4.8 $10^6/\mu\text{L}$
WBC Count	4.720 $10^3/\mu\text{L}$		• 4 - 10 $10^3/\mu\text{L}$
Platelet Count	311 $10^3/\mu\text{L}$		• 150 - 400 $10^3/\mu\text{L}$
MCV	88.400 fL		• 83 - 101 fL
MCH	29.5082 pg		• 27 - 32 pg
MCHC	33.3803 g/dL		• 31.5 - 34.5 g/dL
RDW	18.900 %		• 11.6 - 15 %
<b>DLC</b>			
Neutrophils	30.100 %		• 40 - 80 %
Lymphocytes	49.300 %		• 20 - 40 %
Eosinophils	0.200 %		• 0 - 7 %
Monocytes	9.500 %		• 3 - 11 %
Basophils	0.500 %		• 0 - 2 %
Neutrophils - Abs	1.42072 $10^3/\mu\text{L}$		• 2 - 7 $10^3/\mu\text{L}$
Lymphocytes - Abs	2.32696 $10^3/\mu\text{L}$		• 1 - 3 $10^3/\mu\text{L}$
Eosinophils - Abs	0.00944 $10^3/\mu\text{L}$		• 0.02 - 0.5 $10^3/\mu\text{L}$
Monocytes - Abs	0.4484 $10^3/\mu\text{L}$		• 0.2 - 1 $10^3/\mu\text{L}$
Basophils - Abs	0.0236 $10^3/\mu\text{L}$		• 0 - 0.1 $10^3/\mu\text{L}$

Over All Comment :

cycle number: (5) Date: 6/12/22

Name: Paeco

Age/ Gender: 10 months / Female

Weight: ..... Height: ..... BSA: .....

Baseline investigations:

Hb: 13.6 TLC: 10800 ANC: 6372 Plt: 2.2 Laker

Urea/ Creat: 19.1/0.28 Bil: 0.22 AST: 42.8 ALT: 27.3

Drugs	Dose given	Day
VCR (0.025mg/kg)	0.4mg	D1
Carboplatin (28 mg/kg/day)	200mg/100ml NS	D1
Etoposide (12mg/kg/day)	85mg/200ml NS	D1, D2

- Inj . PEG -GCSF (@100 mcg/kg) on Day 3 -

Date - 8/12/22

given - ✓

Signature (Handwritten)

(signature JR)

Note

- Cycles repeated every 3 weeks

Chemotherapy: checked by .....

(Signature SR)

Administrated by .....

(Signature JR)

Next visit.....

Next CBC/LFT/KFT on (Day 7-10 of chemotherapy) - 13/12 15/12 18/12

CBC LM CBC LG

wt - 8kg  
 Ht - 72cm  
 creat - 1.5 gms  
 (normal)

Current intake is 50% of cal  
 Prescribed intake - 150ml  
 and 22g P  
 Breakfast given

26/12/22

40 ml no.

- ↓
- (A) Emulation → after 4 cycles.
- (B) Group C.

last chemo → 7/12/22

CDC → P-C  $\frac{9550.}{}$  3.71 lakhs  
24/12/22      Arty 2950.

24/12/22    BU 912; Cr 0.3; UA 12.5; Ca 10.5; P 5.8  
 Na 141; K 4.9; Bil (D) 10.49; B/T 57; ALT 4P.

Art 120      last Pkg.

prochemo:      cycle - 6  
 2ij - Emucet    2mg  
 2ij - Doka      2mg      | slow iv push

chemo:  
 → 2mg vincristine    0.4mg vlow iv push 30  
 → 2mg carboplatin    200mg / 100ml NS iv over 1hr + D  
 → 2mg etoposide      85mg / 200ml NS iv over 2hrs + D.



5 → Pragna & Vijay

- Regressed 2 weeks in left eye
- Irrigated @ eye.
- (Prosthesis on Monday 23/01)

Pragna

- Adv
- Review on 2/3/2023
- Meet i Pragna made
- SYP to travine - 2.5m OD H.S  
x 2 days
- Review in ODD Documentation  
O/A for 5 loci level

Processing for prosthesis  
by JCS  
Pragna  
21/01/23

Kashu  
Sridhar